

# EOS R

# Canon

Delighting You Always

# JOY-EOS CELEBRATION

1 OCT - 30 NOV 2019

## EOS R (Body)



**FREE**



64GB SD Card + Mount Adapter EF-EOS R\*

## EOS RP (Body)



**FREE**



64GB SD Card + Mount Adapter EF-EOS R\*

**ONLINE  
REDEEM**



SPEEDLITE-470 EX-AI (worth RM1,499)

**ONLINE  
REDEEM**



EF-S 10-18mm f/4.5-5.6 IS STM (worth RM1,329)

## EOS R (RF24-105 USM)



**FREE**



64GB SD Card + Mount Adapter EF-EOS R\*

## EOS RP (RF24-105 USM) or (RF24-240 USM)



**FREE**



64GB SD Card + Mount Adapter EF-EOS R\*

**ONLINE  
REDEEM**



Control Ring Mount Adapter EF-EOS R (worth RM880)

**ONLINE  
REDEEM**



Extension Grip EG-E1 + Battery Pack LP-E17 (worth RM631)

### Terms & Conditions

- 1) This program is valid from 1 Oct - 30 Nov 2019 or while stocks last.
- 2) One (1) unit of 64GB SD Extreme Pro and one (1) unit of Mount Adapter EF-EOR R will be given to Customer directly by CMM's authorised dealers upon purchase.
- 3) There will be no warranty provided for Mount Adapter EF-EOS R.
- 4) 1+2 Years Warranty is applicable for all camera body and RF "L" lenses only.
- 5) Any other matters pertaining to this campaign but not covered in the Rules and Regulations stated above, shall be determined by the management of Canon Marketing (Malaysia) Sdn. Bhd. No correspondence will be entertained and decision made by the management of Canon Marketing (Malaysia) Sdn. Bhd. would be final.





# JOY-EOS CELEBRATION

1 OCT - 30 NOV 2019

## STEP 1

### PRODUCT REGISTRATION

#### NON Your Life with Canon USER

- 1 Go to <http://ylwc.canon.com.my> on your web browser
- 2 Register for a YWLC member account
- 3 Verify your registration via email
- 4 Confirm your details
- 5 Enter product registration details to register product warranty

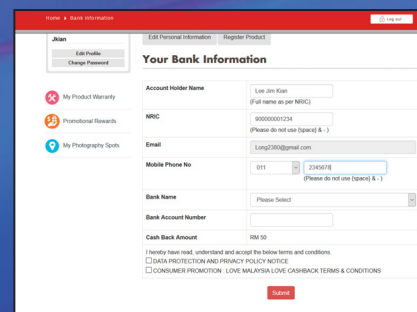
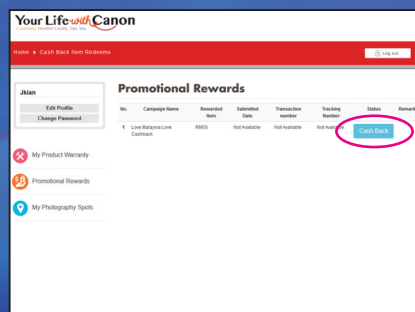
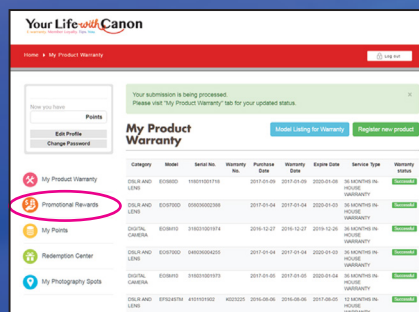
#### Your Life with Canon USER

- 1 Log in to your YWLC member account
- 2 Click on "Register new product button" on top right of the page to register product warranty
- 3 Fill in the required details and click "OK" to submit

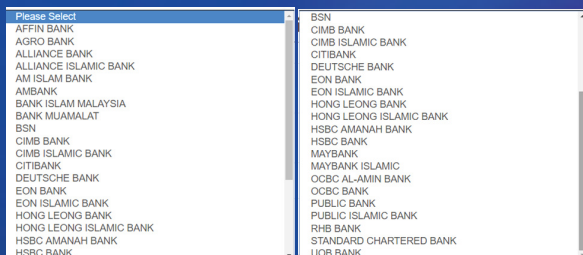
## STEP 2

### CASHBACK REDEMPTION

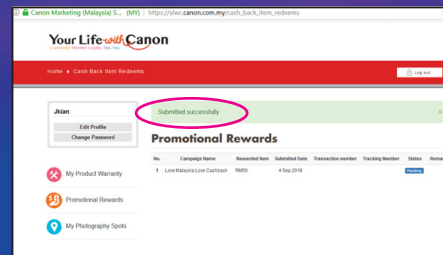
- 1 Click on "Promotional Rewards" on the left section of the screen
- 2 Click on "Cash Back" button
- 3 Fill in the form



- 4 Ensure that you select the correct bank and input bank account number accurately



- 5 A confirmation message will appear on the top of the screen




- 6 Check your bank account within 45 days for the CASHBACK

## HOW TO IDENTIFY LOCAL WARRANTY APPLICABLE PRODUCTS

Check your purchased item at [Your Life with Canon](http://ylwc.canon.com.my) to ensure genuine local stock to register for Canon Malaysia warranty

- 1 Look for 12 digit serial number

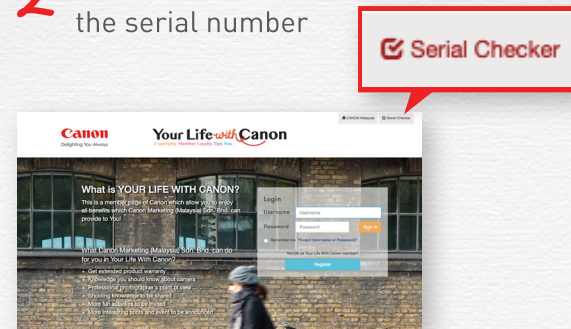


On the side of the box



On the product

- 2 Click on Serial Checker and insert the serial number



<http://ylwc.canon.com.my>